

The Ultimate Harvest Experience



ROTA DISC
— ELITE XL —
GERINGHOFF

ELITE XL
— SERIES —
GERINGHOFF

Harvest Redefined.

How We Grow.

Year after year we continue to make improvements to our product to keep up with the growing industry.

At Geringhoff, we know that harvest demands more from your equipment today than it has in the past.

You farm bigger, go faster, work harder and grow higher yields than ever before. When it comes to harvesting corn, is your corn head keeping up with your production goals?

Most corn heads available today were designed to run in 150-180 bushel corn standing tall and at a perfect moisture level, what many hope to see during a typical harvest.

In just the past few years alone however, production has surged to record levels. New breeds of corn, new planting configurations, varied nutrient inputs and a changing climate have created crops with different characteristics.

The pursuit of a 250+ bushel harvest has become a reality on many farms, but recovering it from the field effectively presents a challenge. In other regions farmers are raising corn for the first time and their 130 bushel crop is dry and brittle which presents entirely different demands.



**Optional
equipment shown*

Occasionally windstorms have flattened and tangled thousands of acres at a time. Seed companies offer various traits with superior stress resistance but that often comes with stubborn stalks seemingly tougher than mild steel. Growers in the deep south have entirely different challenges than those in the northern corn belt. At Geringhoff, we're focused on improving the harvest at all extremes and anywhere in the middle.

The Elite XL represents our latest upgrade to address the ever-changing challenges of the North American corn harvest. We've made design and component changes that provided consistently exceptional results during intense testing over the last few harvest seasons.

The Elite XL is designed to maximize the performance in traditional and the most challenging field conditions and will improve the performance of all combines. You'll be prepared for record yields or to work effectively in the most challenging conditions you've ever experienced.

At Geringhoff, we're committed to help overcome the challenges of harvesting. We're committed to our farming partners and will work with you to improve our machines at every opportunity.

Built Upon an Exceptional Foundation

Success must be built upon a solid foundation. The Geringhoff Elite XL Series was created upon the form and function of an advanced aircraft. Durability and flow were forged alongside the concepts of lighter weight and superior longevity. The Elite XL Series offers an exceptionally smooth and quiet running system, despite its fierce appetite during harvest.



**Optional equipment shown*



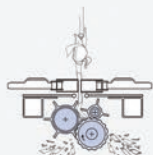
Integrated Crop Flow System

The Elite XL series features Geringhoff's Integrated Crop Flow System. Six standard features work together along with two optional features to create the ideal environment for optimal crop flow and maximum yield potential. With the ICF System in place, changing field conditions won't stop you from bringing in your crop on your terms.



**Optional equipment shown*

ROTA DISC TECHNOLOGY

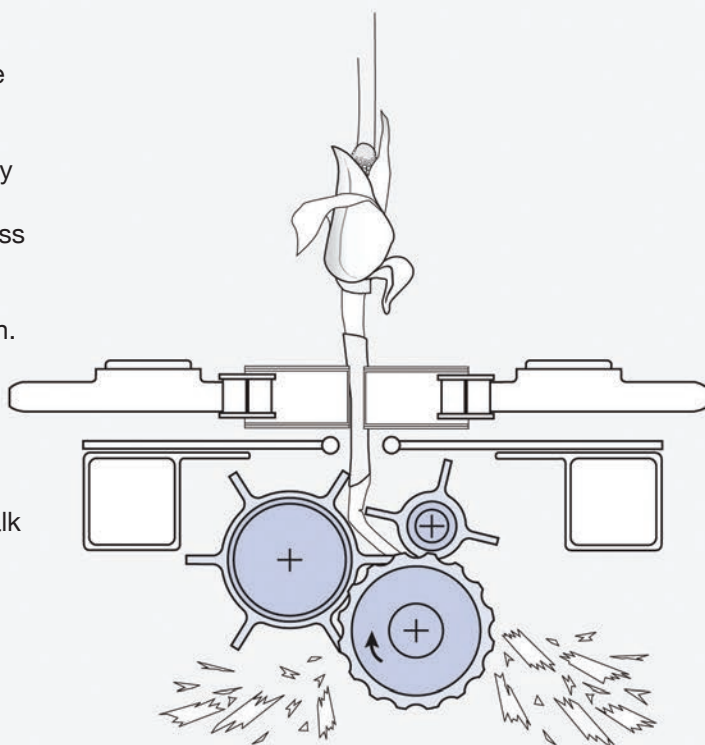


Rota Disc Technology

Stalks are aggressively fed into the Rota Disc and are continuously transported rearward while being pulled down through the stalk destruction system. Durable cutting discs create small pieces uniquely exposed by a 25 degree cut and a vertical slice to the remaining stalk. The effectiveness of this well engineered process is not reduced by an increase in ground speed. The Rota Disc system draws a mere 2.5-3.0 additional horsepower per row to complete the stalk destruction.

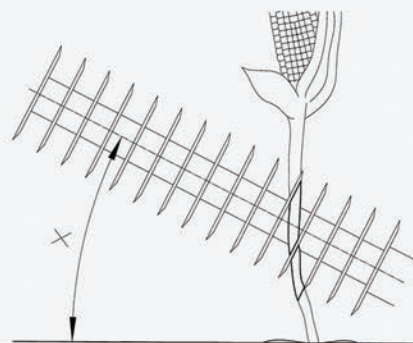
This unique design will speed you through harvest and leave a distinctly processed field behind. The stalks will be vertically sliced, shredded and evenly distributed, ready for rapid decomposition. The Rota Disc is recognized as the industry's most efficient stalk destruction corn header.

Maximize your harvest potential with the outstanding quality and superior performance of the Rota Disc. Experience reduced fuel consumption, reduced downtime and fewer maintenance requirements. Geringhoff owners consistently rank their machines as a major contributor to increased yields as the entire machine is designed to minimize cob loss and efficiently deliver more cobs to the combine feeder house.



The Only True Vertical Stalk Destruction System

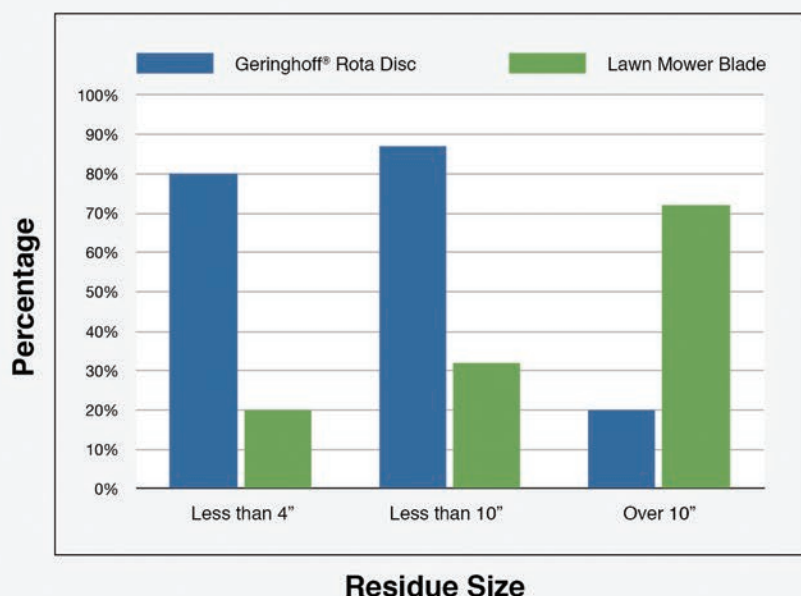
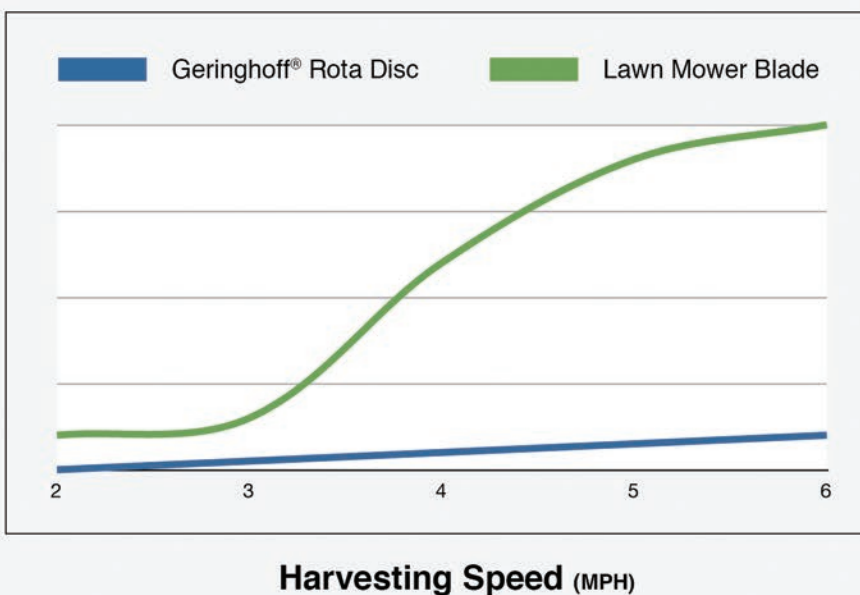
Rotary knives shear the plant against the stationary knives. After being sliced, the stalks are then fed like thread on a spool through the rotary discs. The 15 rotary discs arranged at 30mm intervals destroy the stalks and open them up at an angle to accelerate deterioration.



- Stalk chopping integrated with harvesting process
- Extensive cutting edge
- Self-sharpening cutting discs
- No dust created while shredding stalks
- Remaining stump processed and sliced
- Clean row units, no wrapping
- Avoid tire damage created by lawn mower blade systems
- Uniform distribution of shredded material
- Minimum wear on parts
- Low operating cost
- Minimal maintenance
- Vertical slice to accelerate decomposition
- Low weight and few moving parts
- Exceptional stripping performance
- Reduced power demand
- SAFE!

Horsepower Requirements

The Rota Disc system requires considerably less horsepower resulting in reduced fuel consumption and substantially less wear on the combine. An increase in harvesting speed does not increase the Rota Disc horsepower demand. Lawn mower style choppers require substantially more horsepower, which becomes excessive at traditional harvesting speeds.



Residue Size

The Rota Disc system consistently processes the majority of stalk remnants to less than 4" in length. Compare this to the lawn mower style choppers that primarily process stalks to only 10" in length or more.

Finely Chopped Residue

Pictured right is the finely chopped residue that the Rota Disc shredding system leaves behind. Notice the interior of the stalk is exposed to the elements for quicker decay.



Geringhoff Rota Disc



Lawnmower Blade



The Quest for *The Perfect Harvest*



Bigger. Faster. Stronger.

As the world demands more food we need to become more productive.

Bigger, faster, and stronger, that's the nature of today's farming industry. North American farmers accept the challenge to satisfy an increasing world demand for food and grain crops to produce things like ethanol or cattle feed. We need to produce more without increasing the land devoted to farming but recognize the biggest impact on our yields has always been the climate we experience throughout the growing season. Beyond that, the farmer is in control and must consider aspects such as; nitrogen application, seed hybrids, crop rotation, plant population, harvesting equipment, tillage practices and growth regulators. At Geringhoff we specialize in engineering, manufacturing and supporting the finest harvest headers

available and we join the worlds most progressive farmers in the pursuit of higher yields. We ride alongside industry visionaries and listen to their suggestions while making a close inspection of the complete process.

We've invested decades of research and strive to create the best. The Elite XL Series represents the finest harvesting headers available today. The Elite XL performs exceptionally well in traditional crops and offers unequalled performance in high yielding crops. Even more important is the Elite XL's ability to make the most out of significantly challenged fields as those are often the most critical and frustrating times. Geringhoff offers a system to

maximize the potential of any field and will maintain its reputation for quality as it efficiently harvests your crop.

Check out Geringhoff.com for more information, or talk to your dealer today.

What steps have you taken to increase your yields? Email us and let us know at info@geringhoff.com or log on to our Facebook page and share your story with us. You might just end up in the Geringhoff Experience magazine.

FUNCTION

Design

Geringhoff sets the standard for high performance with low horsepower demand. The design concept of the Rota Disc is unique and considered to be the most advanced in the industry.

Don't leave yield in the field. The Rota Disc has been engineered to provide exceptional performance in the most adverse conditions such as downed corn and tough BT corn stalks.

Featuring a low profile design, large diameter lower sprockets on the gathering chains, hydraulic stripper plates, and long flat divider points, the Rota Disc provides outstanding crop retrieval and a smooth passage of the plant, eliminating crop loss and putting more bushels in your bin.

1 Poly Return Sprocket

- High density lightweight design
- Reduces wear on gathering chain
- Increased diameter for greater exposure to crop
- Efficient gear ratio to bottom drive sprocket
- Exceptional picking characteristics

2 Automatic Chain Tensioner

- Eliminates excessive chain wear
- Chain tension regulated automatically
- Automatic compression resists chain damage from foreign objects
- No screws to adjust

3 Beveled Drive Sprocket


- One of three components of the gathering chain slip clutch
- Extends chain life by allowing free movement when obstructed
- Works in conjunction with the automatic chain tensioner and internal gearbox slip clutch
- Proven by over 20 years of use

4 Gathering Chains

- Heaviest gathering chain on the market
- Unique posi-loc lug design effectively gathers stalk
- Exceptional functionality and durability

5 Double Acting Hydraulic Deck Plates

- Regulated at any time from the operators seat
- Fewer moving parts
- Easy to clean and low maintenance
- No freezing in cold weather
- In cab digital monitor indicates the shaft speed and stripper plate positioning
- Design and additional wear edges minimize kernel loss
- Wide mouth and rounded stripping edges minimize crop damage
- On the go adjustment to maintain optimum performance while minimizing cob loss further increasing your yields




Top View

Low Profile

Two stripping rollers intermesh with a third stalk destruction roller. The stalk destruction roller is engineered with 15 long lasting and self sharpening, carbide tipped discs providing exceptionally effective, safe, economical and durable stalk destruction. Functional integrity of the Rota Disc system is unaffected by ground speed. Stalks are shredded into small pieces with dimensions primarily 3 - 6 inches in length. The stalk remnants are scattered across the field and

exhibit an angular cut of approximately 22-28 degrees. This angular cut is also exhibited by the stump which remains in the ground offering maximum exposure for deterioration of crop residue and shredded profile that will eliminate the winter home of pests such as the corn borer.



Bottom View

6

Hardened Spiral Rolls

- Aggressive design pulls stalks in from any angle

7

Stationary Knife and Stubble Cutter

- Active carbide cutting edge works with the stationary knife to tear the stalks from the ground to initiate the picking process
- No compression effect like other systems that can cause excessive wear
- Creates a picking system that is independent of the ground speed
- Guaranteed stubble cut
- Short ragged stalk for quick decay
- Stationary knife is adjustable to maintain a tight tolerance and minimize wear
- Reduces excessive power consumption from worn parts
- Avoids blunt stalks which can damage tires

8

Picking Rollers

- Three intermeshed rollers aligned to shred stalks
- Engineered to create a self sharpening action on cutting discs
- Efficiently processes stalks with low horsepower demand
- 100% of harvested material is processed to destruction
- Vertically slices stalk for rapid decomposition

9

Single Component Design

- The only row unit without a frame
- All components are secured around the gearbox
- Excellent access for service

10

Vine Cutter

- Prevents wrap of tough material
- Minimizes excessive wear and damage to other components

11

Roller Bushings

- Poly lined bushings separate Rota Discs for quick and simple replacement or rotation of the discs

12

Trash Deflector

- Assists with even distribution of trash throughout the field
- Reduces occasion of trash windrows and bunching

13

Shredding Discs

- Carbide tipped discs engineered to perfection
- Slices and shreds collected stalks
- Exceptionally long lasting
- Maintains sharp edge
- Not subject to damage or breakage by rocks and debris
- Avoids the risk of "projectile" lawn mower blade design
- Avoid dust conditions of lawn mower blade choppers

14

Aluminum Gearbox

- "Bullet proof" reliability
- Design proven by over a decade of use
- Protection and drive on every row unit
- Lightweight
- Internal slip clutch
- Minimal maintenance (500 hour oil change)

INTEGRATED CROP FLOW SYSTEM

Six standard features work together with two optional features to create the ideal environment for optimal crop flow and maximum yield potential. Choose all six for the ultimate harvest experience.



Standard ICF Features



Max Flow Trough Efficient Crop Flow

Advanced genetics and yield increases have created new demands on the header's crop flow and capacity characteristics. Reducing cob bounce and shatter, as well as efficiently moving trash, are the achievements of the Elite XL Series massive auger trough.



Variable Auger Positioning Adjustable for Different Conditions

Conditions can differ from field to field, or from morning to night. The ICF auger height adjustment permits easy modification of the auger profile to the trough. You have the power to adapt your machine to your conditions.





Roller Chains Tough and Reliable

Aggressive yet gentle feeding, Geringhoff offers the industry's toughest gathering chains. Nine posi-loc lugs create an efficient and durable transfer of the crop from field to stripper plate. Tremendous reliability and unrivaled performance acre after acre.



Auger Pitch Gentle Yet Aggressive for Perfect Flow

Elite XL headers offer a swift and efficient transfer of your crop. The varied pitch of the fins gently moves your yield along the outer wings, then increases flow as material advances towards the feeder house. The auger's balanced combination of pitch, paddle, size, and speed reduces fluff build up, maximizes your yield and reduces operator fatigue.





Adjustable Deck Plates

One Touch Adjustments


The Elite XL operator has full control over the positioning of the ICF System deck plates. Controlled from within the cab, the deck plate monitor advises current gap settings and allows one touch adjustment on the go. Proven reliability in the toughest conditions over tens of thousands of acres, year after year.



Poly Angle Adjustment

Easily Adjustable Snouts

Geringhoff's poly angle can be easily adapted to your specific needs. Fine tune the angle of your snouts to match crop conditions. Simply turn the adjustment knob to achieve infinitely variable adjustments without the need for tools.



Optional ICF Features



Sweeper

Power Through Down Corn

Rely on the ICF Sweeper to power you through even the toughest conditions when all others have come to a halt. Substantially increase speeds and yield in any condition and reduce your combine hours up to 50%. An integrated design offers a clean, sleek appearance with convenient fore/aft and up/down adjustments at the touch of a button. Detaches quickly if you prefer but you'll learn that an ICF Sweeper is the future of corn harvest.



End Row Augers

Enhance Feeding

Proven to enhance feeding and be more efficient than any end row shield, the optional Elite XL End Row Augers create confidence in any tough or tall crop conditions. In-cab control reduces crop loss as well as bunching and lodging.



ADDITIONAL FEATURES




Headsight Leveling System

Precise header height control over all types of terrain. At the heart of the Headsight header height control system are flexible poly paddles and reliable electronics. Other systems will dig into the soil and damage the system when in reverse, but not Headsight. Its design is operator friendly and has been used reliably for decades.



Sunflower Adaptor

The sunflower adaptor allows the Rota Disc to be used for sunflower harvest. This is easily mounted onto each row utilizing a cutting knife, ear extensions, and filler plate for maximum yield retention.



Combine Adaptor

Versatility is important, that's why our combine adaptors allow the Rota Disc to be easily switched between models or brands. Your header's resale value is maximized by being able to adapt to all combines.




What Sets Us Apart?

- Low horsepower draw
- Low operating costs
- The quietest, smoothest running head in the industry
- Direct drive, with PTO coupler, not chain in oil bath
- Modular component design for ease of maintenance and long life
- Engineered to minimize ear shatter and bounce
- Bullet proof aluminum gearboxes
- Triple slip clutch protection on each row unit
- Shock restriction couplers prevent torque loss between row units
- Low profile for superior feeding in down corn
- Modular poly snout design does not require sub frame
- Spring loaded snouts for superior height control
- Easily adjust poly angle without tools
- Poly lift assist gas shocks for convenient maintenance and cleaning
- The industry's strongest and most robust gathering chain
- 9 lug chains for optimum feeding
- 30 second chain removal tool included
- Large chain return sprocket for superior feeding and flow
- Poly chain return sprocket enhances gathering chain life
- Double acting hydraulic deck plates with chromium reinforced leading edge
- Easily adjust auger height as field conditions dictate
- Variable pitch auger flight to improve crop flow
- Large auger trough to accommodate increased yields
- Recognized as #1 in yield retention of all corn heads
- Ability to accommodate even the toughest down corn conditions
- Trash deflector evenly distributes stalk residue throughout field
- Easily modified to accommodate change in combine brand or model
- Annual updates available as new combines are introduced
- Hundreds of trained dealers across North America
- Factory service technicians located throughout North America
- Around the clock harvest season support
- Industry leading 2 year limited warranty
- Exceptional parts availability throughout North America
- Consistently rated as the industry's highest re-sale
- Online and 1-800 service support
- Over 130 years of harvest experience
- Recognized as the world specialists in corn harvesting headers

Additional Options

- Poly wear straps
- Multicrop adapters for sunflowers
- Headsight
- End Row Augers
- ICF Sweeper

GEARBOX AND SLIPCLUTCH



Drive Hub

A unique design allows fast removal and installation of row units

The Geringhoff system eliminates undue stress on the bearings and drive mechanism of each row unit. A positive transfer of power and torque across the entire machine is created with the flex plate row coupler. This design also allows quick and individual removal of any row unit, should service be required.



Aluminum Gearbox


Bullet Proof Reliability

Powering the Elite XL Series is a maintenance free sealed oil gearbox, which utilizes an internal self adjusting slip clutch to protect all moving parts of the row unit. Designed to be as relentless as the people who use it, these gearboxes are ready for the demanding challenges you send its way. So bring it on.

Triple Protection System

Eliminate Down Time

Eliminate down time. Spend more time harvesting and less time on repairs and adjustments. This is the goal of the Triple Protection Slip Clutch System. Each row unit features automatic gathering chain tension adjustment, unique beveled sprockets and a slip clutch with an additional double bearing in every row unit gear box. Enter the field with confidence knowing you have Triple Protection on your side.



FOLDING

Easy Transportation

Save Time by Folding Instead of Hauling

Gain capacity and save time with a Rota Disc folding corn head. Today's larger class combines demand the capacity that can only be offered by 12, 16, or 18 row headers. The obvious challenges are trying to move down the road with an oversize implement, or the traditional labor and time intensive procedure of dismounting your header from the combine and having it towed when traveling on roadways.

Increase your combine's capacity, save time, and make transport safer. Geringhoff offers folding models ranging from four rows to the world's largest 18 row 30" model. With the folding procedure controlled from inside the cab, you'll feel more confident about what's over the next hill or around the curve when transporting.



1. Cab Control

Utilizing existing hydraulic and in cab controls, the entire folding procedure is done from within the cab of the combine.

2. PTO

Both the PTO and auger drives engage with an oversize, spring loaded dog clutch allowing engagement of the drive without slipping or jumping of the drives.

3. Poly Fold

An automatic folding sequence, triggered from inside the cab, allows the poly to fold independently on the inside section.

SERVICE, SUPPORT AND PARTS

Proven

Standing by Our Product

Well before your Rota Disc enters the field, Geringhoff engineers have taken steps to ensure you will be harvesting with the best corn header available. Built upon a foundation of quality materials and the highest level of craftsmanship, the Rota Disc has evolved into the corn header of choice for the farmer that demands reliable equipment. Geringhoff quality is legendary and we take pride in the efforts that go into each corn header before it arrives in your field.



Interactive Parts Book

Ordering Parts Has Never Been Easier

Search through parts faster than ever and find what you need using the exploded diagrams. Geringhoff has proven time and time again that they create their products with the customer in mind.

Simply insert the Genuine Geringhoff Parts USB drive and double click on the program, and you are up and running in seconds.



We're Here for You

As you enter the field and head down the first row, the confidence you will have with Geringhoff is unsurpassed. You have the highest quality corn header in front of your combine. As part of the Geringhoff Owners club, you have the full support of the entire Geringhoff network of engineers, sales, and service professionals behind you all the way. You may even receive a visit by one of our factory engineers.

We are interested to know what you think and are committed to your satisfaction. Professional instruction, parts support and field support will keep harvest on schedule and running smoothly. You can rely on our service technicians and on our genuine Geringhoff parts to keep you up and running through harvest.



Parts and Service

We have a great team dedicated to providing the ultimate harvest experience. For assistance with service, support and parts, you may:

- Call our service hotline:
- Visit our online forum:
- Email a service professional:

1-888-721-1340
www.Geringhoff.com/forum
service@geringhoff.com





German Engineering,
American Muscle.

One of Agriculture's
Most Prestigious Brands
Made in America

Elite XL Series available in
4-24 row with 20"- 40" Spacing

GERINGHOFF

www.geringhoff.com | (320) 252-4633
3405 Energy Drive. | St. Cloud, MN 56304

Dealer Information: